

Thin Plate Pure Lead

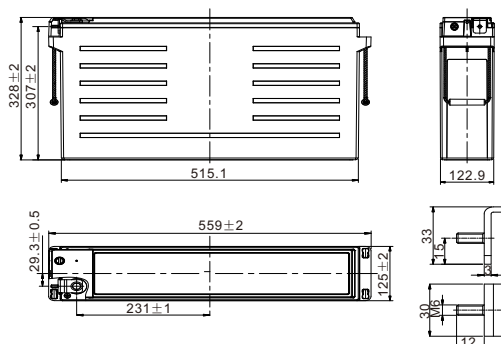
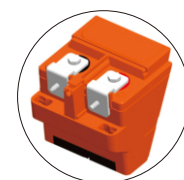


PLH210FT (12V210Ah)

PLH SERIES
LONG STANDBY LIFE

Specification

| | | |
|----------------------------------|--|--------------------------------------|
| Nominal Voltage | 12V | |
| Rated Capacity (Ah) | 210Ah | (C ₁₀ , 1.80V/cell, 25°C) |
| | 210Ah | (C ₈ , 1.75V/cell, 25°C) |
| Dimension | Length | 559±2mm (22.01 inches) |
| | Width | 125±1mm (4.92 inches) |
| | Height | 328±2mm (12.91 inches) |
| | Total Height (with Terminal) | 328±2mm (12.91 inches) |
| Weight | 61.6Kg (135.8 lbs) | |
| Terminal | Threaded M8 (T11) insert with M6 front terminal adaptor | |
| Container Material | PC-ABS flame retardant jar and cover to UL94V-0 | |
| Max. Discharge Current | 2520A (5s) | |
| Internal Resistance | Approx 2.7mΩ(Fully charged) | |
| Operating Temp.Range | Discharge : -40°C ~ 65°C (-40°F ~ 149°F) | |
| | Charge : 0°C ~ 40°C (32°F ~ 104°F) | |
| | Storage : -20°C ~ 40°C(-4°F ~ 104°F) | |
| Capacity affected by Temperature | 40°C (104°F) | 103% |
| | 25°C (77°F) | 100% |
| | 0°C (32°F) | 86% |
| Storage | <p>PLH series batteries can be stored up to 24 months at 25°C(77°F), For higher temperatures the time interval will be shorter.</p> <p>Battery needs to be given a freshening charge when the OCV approach 2.10V/cell or when the maximum storage time is reached, whichever occurs first.</p> | |



Unit: mm



Constant Current Discharge (Amperes) at 25 °C (77°F)

| F.V/Time | 10min | 15min | 20min | 30min | 45min | 1h | 2h | 3h | 4h | 5h | 8h | 10h | 20h |
|------------|-------|-------|-------|-------|-------|-------|------|------|------|------|------|------|------|
| 1.85V/cell | 356.0 | 298.4 | 263.9 | 206.5 | 164.2 | 134.9 | 81.4 | 58.3 | 45.6 | 37.6 | 24.8 | 20.3 | 11.1 |
| 1.80V/cell | 394.3 | 330.3 | 286.9 | 222.5 | 173.5 | 142.1 | 84.5 | 60.3 | 47.1 | 38.8 | 25.7 | 21.0 | 11.4 |
| 1.75V/cell | 428.4 | 354.2 | 304.7 | 233.0 | 179.7 | 146.4 | 86.2 | 61.4 | 48.0 | 39.4 | 26.2 | 21.3 | 11.6 |
| 1.70V/cell | 456.6 | 374.5 | 319.6 | 241.8 | 184.8 | 149.8 | 87.6 | 62.3 | 48.5 | 39.9 | 26.4 | 21.6 | 11.7 |
| 1.67V/cell | 470.1 | 384.8 | 327.1 | 246.0 | 187.0 | 151.4 | 88.2 | 62.5 | 48.7 | 40.2 | 26.5 | 21.7 | 11.8 |
| 1.60V/cell | 490.3 | 400.7 | 338.5 | 252.6 | 190.3 | 153.2 | 88.9 | 63.0 | 49.1 | 40.4 | 26.7 | 21.8 | 11.8 |

Constant Power Discharge (Watts/cell) at 25 °C (77°F)

| F.V/Time | 10min | 15min | 20min | 30min | 45min | 1h | 2h | 3h | 4h | 5h | 8h | 10h | 20h |
|------------|-------|-------|-------|-------|-------|-------|-------|-------|------|------|------|------|------|
| 1.85V/cell | 727.5 | 614.2 | 537.3 | 428.0 | 334.6 | 274.7 | 164.3 | 118.4 | 92.6 | 76.3 | 50.5 | 41.3 | 22.3 |
| 1.80V/cell | 788.3 | 666.9 | 575.0 | 454.7 | 350.2 | 286.2 | 168.8 | 121.0 | 94.9 | 78.1 | 51.7 | 42.4 | 22.9 |
| 1.75V/cell | 842.6 | 698.7 | 601.9 | 470.7 | 359.0 | 292.4 | 171.5 | 122.7 | 96.0 | 79.1 | 52.5 | 42.9 | 23.3 |
| 1.70V/cell | 888.8 | 725.0 | 622.8 | 482.8 | 365.9 | 296.9 | 173.3 | 123.8 | 96.7 | 79.6 | 52.8 | 43.3 | 23.4 |
| 1.67V/cell | 911.6 | 737.2 | 631.4 | 488.5 | 368.8 | 297.2 | 173.9 | 124.0 | 97.0 | 79.9 | 52.8 | 43.3 | 23.5 |
| 1.60V/cell | 949.2 | 750.8 | 637.5 | 491.9 | 368.8 | 297.2 | 173.9 | 124.1 | 97.0 | 79.9 | 53.0 | 43.4 | 23.6 |

Specifications subject to change without notice.

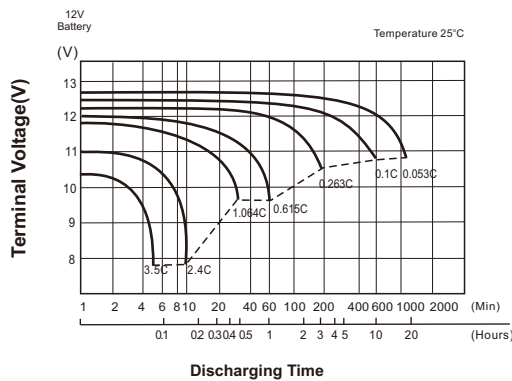
Thin Plate Pure Lead



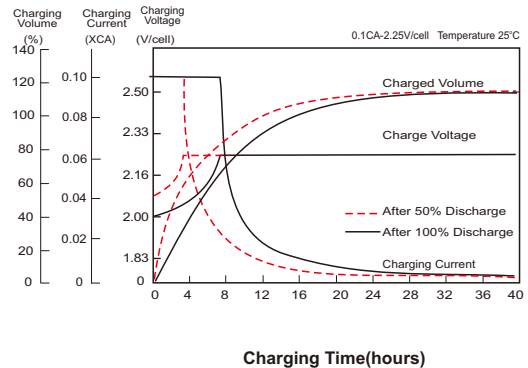
Features & Benefits

- 20 years design life(25°C)
- Low internal resistance
- Fast Charging Acceptance
- Premium ABS+ jar & covers
- IATA Approved for Air Freight
- Heat sealed plastic container
- UL Recognized, IEC Certified
- Automated COS & TTP welding
- M6 & M8 Terminal adapter options
- Flame Retardant to UL94V-0
- Long Shelf Life up to 2 years @25°C(77°F)
- High-rate performance, high energy density
- Virgin pure lead plates / copper alloy terminal inserts
- Excellent high rate discharge capability for emergency backup power supply.
- High quality AGM separators minimize electrical resistance to allow high current discharging properties.
- Outstanding high rate charge capability with Thin Plate Pure Lead technology

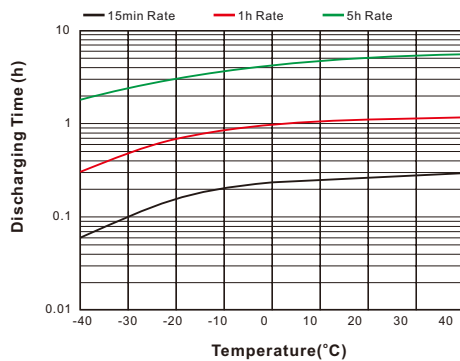
Discharging Characteristics



Charging Characteristics



Effect of Temperature on Discharging Time



Float Life

