

Thin Plate Pure Lead

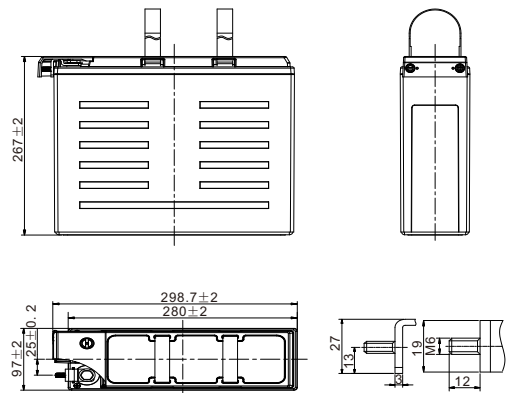


PLH62FT (12V62Ah)

PLH SERIES
LONG STANDBY LIFE

Specification

Nominal Voltage	12V	
Rated Capacity (Ah)	62Ah	(C ₁₀ , 1.80V/cell, 25°C)
	62Ah	(C ₈ , 1.75V/cell, 25°C)
Dimension	Length	298.7±2mm (11.02 inches)
	Width	97±2mm (3.82 inches)
	Height	267±2mm (10.51 inches)
	Total Height (with Terminal)	267±2mm (10.51 inches)
Weight	19.5Kg (42.99 lbs)	
Terminal	Threaded M8 (T11) insert with M6 front terminal adaptor	
Container Material	PC-ABS flame retardant jar and cover to UL94V-0	
Max. Discharge Current	744A (5s)	
Internal Resistance	Approx 4.8mΩ(Fully charged)	
Operating Temp. Range	Discharge : -40°C ~ 65°C (-40°F ~ 149°F)	
	Charge : 0°C ~ 40°C (32°F ~ 104°F)	
	Storage : -20°C ~ 40°C(-4°F ~ 104°F)	
Capacity affected by Temperature	40°C (104°F)	103%
	25°C (77°F)	100%
	0°C (32°F)	86%
Storage	PLH series batteries can be stored up to 24 months at 25°C(77°F), For higher temperatures the time interval will be shorter.	
	Battery needs to be given a freshening charge when the OCV approach 2.10V/cell or when the maximum storage time is reached, whichever occurs first.	



Unit: mm



Constant Current Discharge (Amperes) at 25 °C (77°F)

F.V/Time	10min	15min	20min	30min	45min	1h	2h	3h	4h	5h	8h	10h	20h
1.85V/cell	120.4	99.4	85.4	66.2	49.2	38.3	24.6	17.4	13.5	10.3	7.45	6.08	3.22
1.80V/cell	134.3	109.2	91.5	69.4	51.0	39.7	24.9	17.5	13.6	10.5	7.62	6.20	3.29
1.75V/cell	142.4	114.3	95.4	71.6	52.4	40.8	25.2	17.6	13.6	10.8	7.75	6.29	3.33
1.70V/cell	150.0	119.1	98.4	73.7	53.5	41.5	25.4	17.7	13.7	11.0	7.83	6.30	3.36
1.67V/cell	162.6	126.5	103.0	75.6	54.3	42.2	25.6	17.8	13.7	11.2	7.94	6.44	3.39
1.60V/cell	171.4	131.9	106.9	77.7	55.4	42.9	25.7	17.9	13.8	11.3	8.04	6.48	3.50

Constant Power Discharge (Watts/cell) at 25 °C (77°F)

F.V/Time	10min	15min	20min	30min	45min	1h	2h	3h	4h	5h	8h	10h	20h
1.85V/cell	228.3	190.2	164.3	128.9	97.1	75.8	48.9	34.7	27.0	20.7	15.1	12.4	6.57
1.80V/cell	250.7	206.2	174.4	134.2	100.2	78.2	49.4	34.9	27.1	21.2	15.4	12.6	6.68
1.75V/cell	263.2	213.7	180.3	137.4	102.2	79.9	49.8	35.1	27.2	21.6	15.6	12.7	6.77
1.70V/cell	272.9	219.9	184.0	140.2	103.7	81.0	50.2	35.2	27.3	21.9	15.7	12.8	6.81
1.67V/cell	292.9	231.4	191.2	143.3	104.9	81.9	50.4	35.3	27.4	22.2	15.9	12.9	6.85
1.60V/cell	300.6	236.2	195.1	145.4	105.7	82.6	50.8	35.6	27.5	22.5	16.1	13.1	6.94

Specifications subject to change without notice.

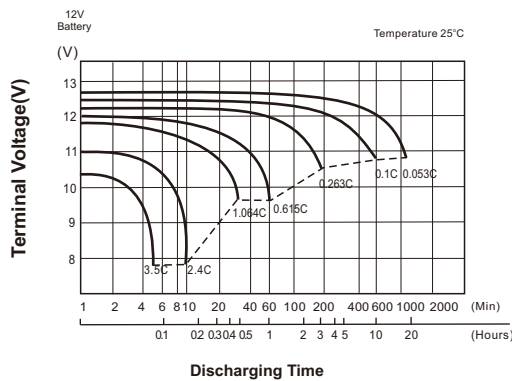
Thin Plate Pure Lead



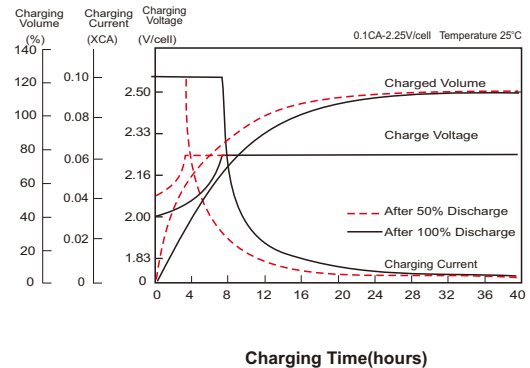
Features & Benefits

- 20 years design life(25°C)
- Low internal resistance
- Fast Charging Acceptance
- Premium ABS+ jar & covers
- IATA Approved for Air Freight
- Heat sealed plastic container
- UL Recognized, IEC Certified
- Automated COS & TTP welding
- M6 & M8 Terminal adapter options
- Flame Retardant to UL94V-0
- Long Shelf Life up to 2 years @25°C(77°F)
- High-rate performance, high energy density
- Virgin pure lead plates / copper alloy terminal inserts
- Excellent high rate discharge capability for emergency backup power supply.
- High quality AGM separators minimize electrical resistance to allow high current discharging properties.
- Outstanding high rate charge capability with Thin Plate Pure Lead technology

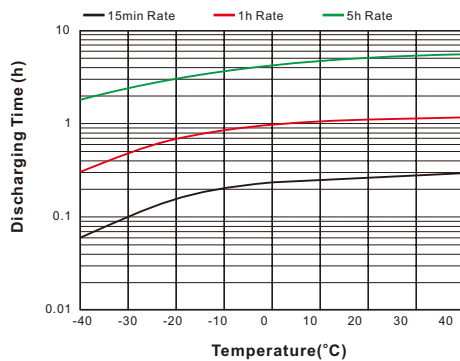
Discharging Characteristics



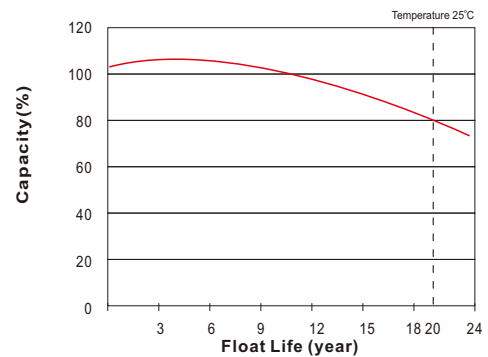
Charging Characteristics



Effect of Temperature on Discharging Time



Float Life



Mastervolt Sweden AB
Nengatan 6
431 53 Mölndal

tel:+46(0)31-73 44 750
info@mvs.se
www.mvs.se



[Http://www.leoch.com](http://www.leoch.com)

© 2017 LEOCH. All rights reserved.
Trademarks and logos are the property of LEOCH and its affiliates unless otherwise noted.
Subject to revisions without prior notice.