









# Specifications ChargeMaster battery chargers

				
	<b>ChargeMaster 24/6</b>	<b>ChargeMaster 24/12-3</b>	<b>ChargeMaster 24/20-3</b>	<b>ChargeMaster 24/30-3</b>
Product code	43020600	44020120	44020200	44020300
<b>GENERAL SPECS</b>				
Nominal output voltage	24 V	24 V	24 V	24 V
Total charge current	6 A at 28.5 V	12 A at 26.5 V	20 A at 28.8 V	30 A at 28.8 V
Number of battery outlets	1	3	3	3
Charge current second output	n.a.	12 A	20 A	30 A
Charge current third output	n.a.	12 A	20 A	30 A
Recommended battery capacity	25-70 Ah	24-120 Ah	40-200 Ah	60-300 Ah
Nominal input voltage	230 V (180-265 V) – 50/60 Hz	120/230 V (90-265 V) – 50/60 Hz	120/230 V (90-265 V) – 50/60 Hz	120/230 V (90-265 V) – 50/60 Hz
AC connection	socket	2 mtr AC cable	connector strips	connector strips
Supplies your system without battery	no	yes	yes	yes
Display/read-out	1 LED	LED display	LED display	LED display
Dimensions, hxxwxd	180 x 121 x 50 mm 7.1 x 4.8 x 2 inch	234 x 132 x 60 mm 9.2 x 5.2 x 2.4 inch	291 x 210 x 131 mm 11.5 x 8.3 x 5.2 inch	291 x 210 x 131 mm 11.5 x 8.3 x 5.2 inch
Weight	1 kg / 2.2 lb	1.8 kg / 4 lb	4 kg / 9 lb	4 kg / 9 lb
Fastening	4x screw	4x screw	with the supplied mounting bracket or 4x screw for wall mounting or 4x screw for floor installation	with the supplied mounting bracket or 4x screw for wall mounting or 4x screw for floor installation
Approvals	CE, ABYC A-31	CE, ABYC A-31, SAE J1171/ ISO 8846 ignition protected	CE, ABYC A-31, SAE J1171/ ISO 8846 ignition protected	CE, ABYC A-31, SAE J1171/ ISO 8846 ignition protected
<b>TECHNICAL SPECS</b>				
Charge characteristic*	IUoUo, automatic / 3-step+ for gel/AGM/wet/Lithium Ion	IUoUo, automatic / 3-step+ for gel/AGM/wet/Lithium Ion	IUoUo, automatic / 3-step+ for gel/AGM/wet/Lithium Ion	IUoUo, automatic / 3-step+ for gel/AGM/wet/Lithium Ion
Charge voltage Bulk (25 °C)**	28.5 V (6 hours)	28.8 V (8 hours)	28.8 V (8 hours)	28.8 V (8 hours)
Charge voltage Absorption (25 °C)**	28.5 V (6 hours)	28.5 V (4 hours)	28.5 V (4 hours)	28.5 V (4 hours)
Charge voltage Float - wet (25 °C)**	26.5 V	26.5 V	26.5 V	26.5 V
Charge voltage Float - gel/AGM (25 °C)**	27.6 V	27.6 V	27.6 V	27.6 V
Temperature compensation	no	-60 mV/°C	-60 mV/°C	-60 mV/°C
Voltage compensation	automatic	automatic	automatic	automatic
DC consumption	< 1 mA	< 2 mA	< 2.5 mA	< 2.5 mA
Full load consumption (230 V AC)	210 W	435 W	660 W	925 W
Current Control function	no	no	yes, via MasterBus	yes, via MasterBus
Cos phi	> 0.95	≥ 0.98	≥ 0.98	≥ 0.98
Temperature range (ambient temp.)	-25 °C to 60 °C, > 40 °C derating power power	-25 °C to 60 °C, > 25 °C derating power power	-25 °C to 60 °C, > 40 °C derating power power	-25 °C to 60 °C, > 40 °C derating power power
Cooling	natural cooling	vario fan	vario fan	vario fan
Sound level	< 30 dbA at 1 mtr	< 52 dbA at 1 mtr	< 52 dbA at 1 mtr	< 52 dbA at 1 mtr
Protection degree	IP65	IP23	IP23	IP23
Protections	over temperature, over load, short circuit, high battery, low battery	over temperature, over load, short circuit, high battery, low battery	over temperature, over load, short circuit, high battery, low battery	over temperature, over load, short circuit, high battery, low battery
MasterBus compatible	no	yes	yes	yes
CSI/DC alarm <i>Alarm on all errors or on DC errors only</i>	yes, open collector output	yes, using a Multipurpose Contact Output (product code 77030500)	yes, using a Multipurpose Contact Output (product code 77030500)	yes, using a Multipurpose Contact Output (product code 77030500)

OPTIONS				
	MasterView Read-out 77010050	n.a.	option	option
		<i>Remote panel for reading the charge status of your battery charger, including error notifications.</i>		
	MasterView Easy 77010305	n.a.	option	option
		<i>Touch screen panel for reading charge status, current fold-back and/or Power Sharing setting.</i>		
	MasterShunt 77020100	option	option	option
		<i>MasterBus integrated battery monitor, with detailed information on the status of your batteries for an optimised charging process, incl. voltage, current, remaining time and consumption capacity in percentage.</i>		
	DC Distribution 77020200	n.a.	option	option
		<i>Smallest distribution model available. It connects up to four DC devices to the DC groups, such as a battery charger, inverter, alternators and solar panels. With the included plug &amp; play cable it can be easily connected to the MasterBus network.</i>		
	MasterBus USB Interface 77030100	n.a.	option	option
		<i>Communication port between MasterBus and the USB port of your PC; makes possible reading and configuration of your MasterBus system on the PC when combined with MasterAdjust software (free to download).</i>		
	Multipurpose Contact Output 77030500	n.a.	option	option
		<i>MasterBus controllable potential-free contact, with alarm notification on the onboard system (low voltage or no AC), replacement of the CSI alarm contact.</i>		



**ChargeMaster  
24/40-3**

44020400

**ChargeMaster  
24/60-3**

44020600

**ChargeMaster  
24/80-3**


44020800

**ChargeMaster  
24/100-3**

44021000

24 V	24 V	24 V	24 V
40 A at 28.8 V	60 A at 28.8 V	80 A at 28.8 V	100 A at 28.8 V
3	3	3	3
10 A	10 A	10 A	10 A
10 A	10 A	10 A	10 A
80-400 Ah	120-600 Ah	160-800 Ah	200-1000 Ah
120/230 V (90-265 V) – 50/60 Hz	120/230 V (90-265 V) – 50/60 Hz	120/230 V (90-265 V) – 50/60 Hz	120/230 V (90-265 V) – 50/60 Hz
connector strips	connector strips	connector strips	connector strips
yes	yes	yes	yes
LCD display	LCD display	LCD display	LCD display
362 x 277 x 150 mm 14.3 x 11 x 5.9 inch	362 x 277 x 150 mm 14.3 x 11 x 5.9 inch	432 x 277 x 150 mm 17 x 11 x 5.9 inch	432 x 277 x 150 mm 17 x 11 x 5.9 inch
7 kg / 16 lb	7 kg / 16 lb	8 kg / 18 lb	8 kg / 18 lb
with the supplied mounting bracket or 4x screw for wall mounting or 4x screw for floor installation	with the supplied mounting bracket or 4x screw for wall mounting or 4x screw for floor installation	with the supplied mounting bracket or 4x screw for wall mounting or 4x screw for floor installation	with the supplied mounting bracket or 4x screw for wall mounting or 4x screw for floor installation
CE, ABYC A-31, SAE J1171/ ISO 8846 ignition protected	CE, ABYC A-31, SAE J1171/ ISO 8846 ignition protected	CE, ABYC A-31, SAE J1171/ ISO 8846 ignition protected	CE, ABYC A-31, SAE J1171/ ISO 8846 ignition protected
IUoUo, automatic / 3-step+ for gel/AGM/wet/Lithium Ion	IUoUo, automatic / 3-step+ for gel/AGM/wet/Lithium Ion	IUoUo, automatic / 3-step+ for gel/AGM/wet/Lithium Ion	IUoUo, automatic / 3-step+ for gel/AGM/wet/Lithium Ion
28.8 V (8 hours)	28.8 V (8 hours)	28.8 V (8 hours)	28.8 V (8 hours)
28.5 V (4 hours)	28.5 V (4 hours)	28.5 V (4 hours)	28.5 V (4 hours)
26.5 V	26.5 V	26.5 V	26.5 V
27.6 V	27.6 V	27.6 V	27.6 V
-60 mV/°C	-60 mV/°C	-60 mV/°C	-60 mV/°C
automatic	automatic	automatic	automatic
< 5 mA	< 5 mA	< 5 mA	< 5 mA
1400 W	2000 W	2700 W	3375 W
yes, via MasterBus	yes, via MasterBus	yes, via MasterBus	yes, via MasterBus
≥ 0.98	≥ 0.98	≥ 0.98	≥ 0.98
-25 °C to 60 °C, > 40 °C derating power power vario fan	-25 °C to 60 °C, > 40 °C derating power power vario fan	-25 °C to 60 °C, > 40 °C derating power power vario fan	-25 °C to 60 °C, > 40 °C derating power power vario fan
< 52 dBA at 1 mtr	< 52 dBA at 1 mtr	< 52 dBA at 1 mtr	< 52 dBA at 1 mtr
IP23	IP23	IP23	IP23
over temperature, over load, short circuit, high battery, low battery	over temperature, over load, short circuit, high battery, low battery	over temperature, over load, short circuit, high battery, low battery	over temperature, over load, short circuit, high battery, low battery
yes	yes	yes	yes
yes, using a Multipurpose Contact Output (product code 77030500)	yes, using a Multipurpose Contact Output (product code 77030500)	yes, using a Multipurpose Contact Output (product code 77030500)	yes, using a Multipurpose Contact Output (product code 77030500)

option	option	option	option
option	option	option	option
option	option	option	option
option	option	option	option
option	option	option	option
option	option	option	option



The following models are also available in OEM version with a WAGO 770-113 connector and 25 cm cable:

- ChargeMaster 24/20-3
- ChargeMaster 24/30-3
- ChargeMaster 24/40-3
- ChargeMaster 24/60-3
- ChargeMaster 24/80-3
- ChargeMaster 24/100-3

\* The charge characteristic can be set to your requirements.  
\*\* The battery charge voltage can sometimes be specified at 20 °C, so take temperature compensation into account.